

# LUCRIS GSM: The Supervisor's manual

---

## Contents

1. LUCRIS GSM.....	1
2. How to get started.....	2
3. Things to do.....	3
4. The Supervision plan .....	4
4.1 Approval of the OBP.....	4
4.2 Annual meetings with Supervisor (including Go/No-go) .....	4
4.3 Start of graduation formalities.....	5
5. The Graduation formalities .....	6
5.1 Approval of manuscript .....	6
5.2 Composition of Doctorate Committee.....	7
5.3 Creating a new external person.....	8
5.4 Assessment by Doctorate Committee .....	10
5.5 Approval of propositions .....	11
5.6 Composition of Examining Committee .....	12

## 1. LUCRIS GSM

Flow	PhD research
PhD Admission	Starts with the candidates application and ends with approval from the dean and the registration in SAP.
Supervision plan	Research and writing phase. Ends when the manuscript is finished.
Graduation formalities	Build up towards and organization of the defence. Ends with the registration of the result of the defence.

LUCRIS GSM<sup>1</sup> is a registration and monitoring system for PhD candidates, used by the Graduate Schools, PhD candidates, supervisors etc.

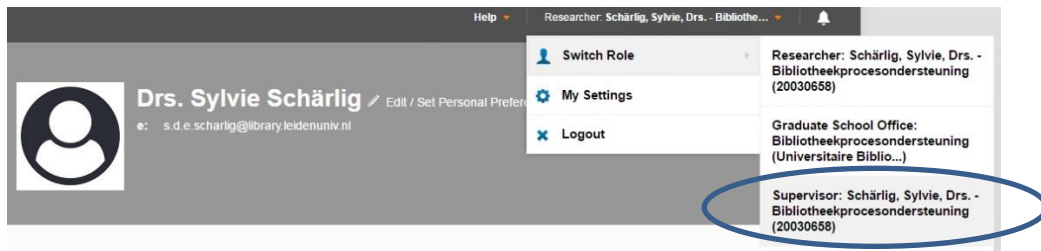
---

<sup>1</sup> Leiden University offers a service for research information, that we call LUCRIS (Leiden University Current Research Information System). The software system behind this service is Converis, and this system comprises two modules: Converis PM (for publication management), and Converis GSM (for Graduate School management).

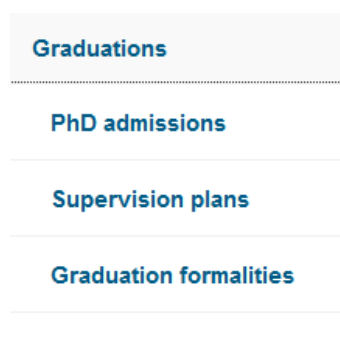
## 2. How to get started

1. Log in with your ULCN account on: <https://lucris.leidenuniv.nl/converis/secure/client/login>
2. Switch to the 'Supervisor' role by clicking your name in the top right corner of the screen  
→ click Switch Role → click the Supervisor role.

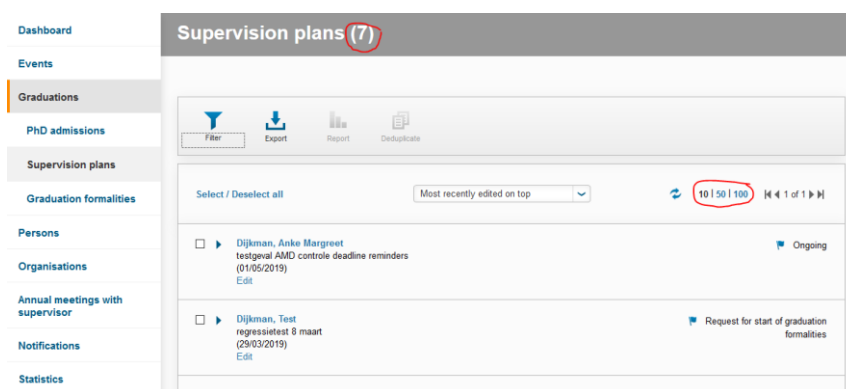
**Note:** if you do not have the Supervisor role yet, please contact the Graduate school officer (GSO) of your faculty.



3. Via the menu on the left you can see all Graduations that you are currently supervising as a supervisor, co-supervisor or additional supervisor



By default there are 10 Graduations on a page. If you have more than 10 Graduations, enlarge your page or scroll to the next one:

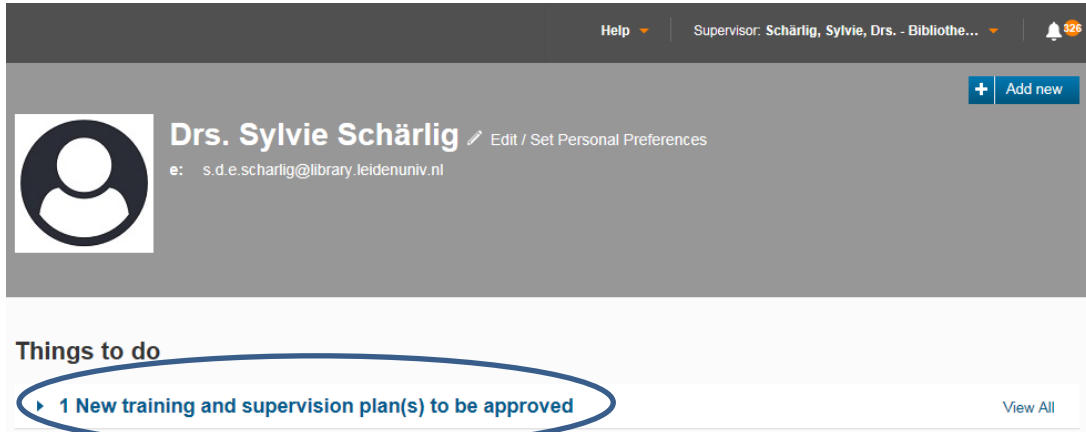


If you want to open or edit a specific Graduation dossier, then click on **Edit** (so not on the name or title).

### 3. Things to do

The 'Things to do' are listed on your dashboard.

Click on the message to see which project is concerned:



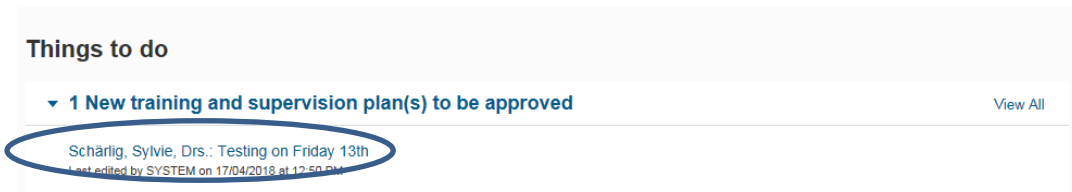
Help Supervisor: Schärlig, Sylvie, Drs. - Bibliothe... 326

**Dr. Sylvie Schärlig** Edit / Set Personal Preferences  
e: s.d.e.scharlig@library.leidenuniv.nl

**Things to do**

▶ **1 New training and supervision plan(s) to be approved** View All

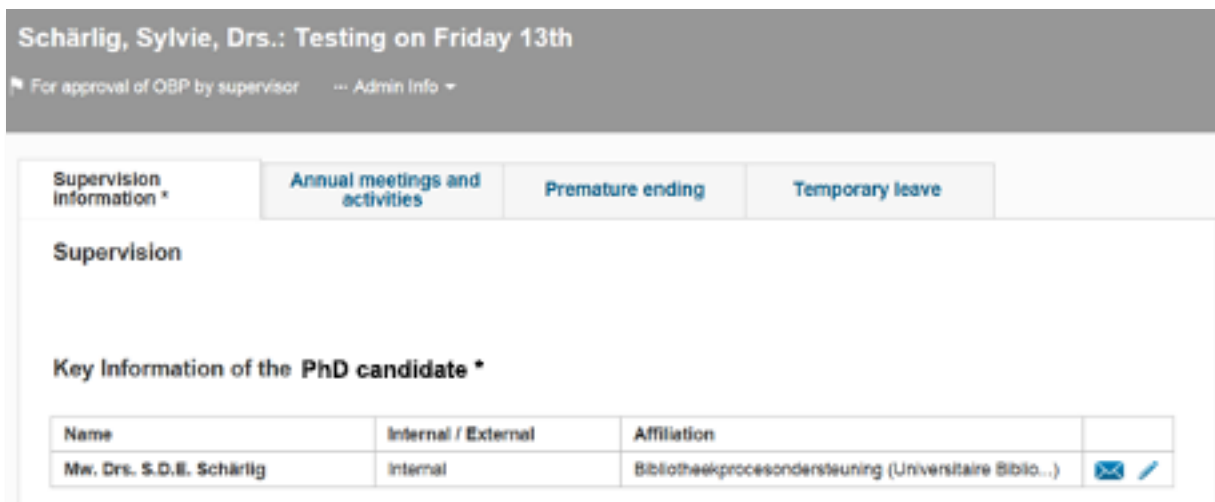
Click on the project title to go to the project:



**Things to do**

▼ **1 New training and supervision plan(s) to be approved** View All

Schärlig, Sylvie, Drs.: Testing on Friday 13th  
Last edited by SYSTEM on 17/04/2018 at 12:50 PM





**Schärlig, Sylvie, Drs.: Testing on Friday 13th**

For approval of OBP by supervisor ... Admin Info

Supervision information \* Annual meetings and activities Premature ending Temporary leave

**Supervision**

**Key Information of the PhD candidate \***

Name	Internal / External	Affiliation	
Mw. Drs. S.D.E. Schärlig	Internal	Bibliotheekproceesondersteuning (Universitaire Biblio...)	 

## 4. The Supervision plan

In the menu ‘**Graduations** > **Supervision plan**’ you will see all projects where you are a supervisor, co-supervisor or additional supervisor, but you can edit only those projects where you are ‘first/main’ supervisor (*penvoerend*).

### 4.1 Approval of the OBP

All PhD candidates have to draw up a training and supervision plan (OBP). PhD candidates with employee status (*werknemer-promovendi*) and contract PhD candidates (*beurspromovendi*) should do this within three months after the start date. For external PhD candidates (*buitenpromovendi*) a deadline of six months applies. The supervisor should approve the OBP by signing it. And then the PhD candidate should upload this document in the dossier.

Once the PhD candidate has uploaded the OBP, the GSO will be asked to approve it. If the GSO approves the OBP, the GSO sets the status to ‘Ongoing’. If the GSO does not approve the OBP, the GSO sets the status back to ‘For upload of OBP by PhD candidate’. The PhD candidate will be notified by LUCRIS.

### 4.2 Annual meetings with Supervisor (including Go/No-go)

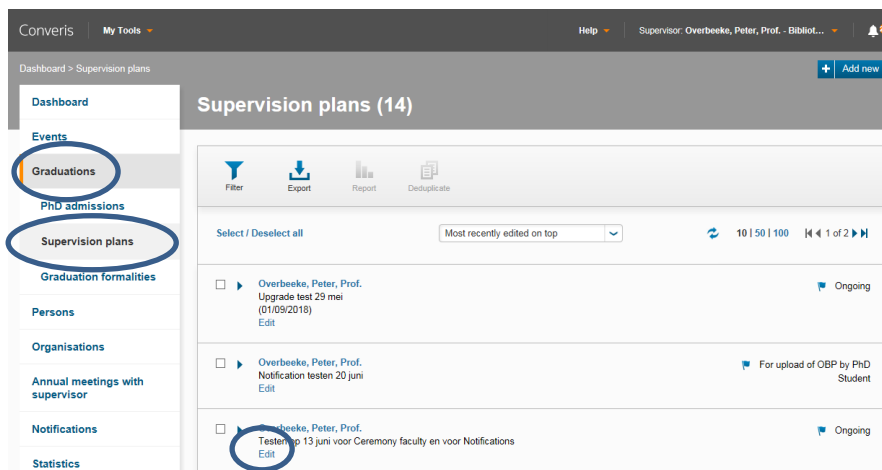
For a PhD candidate benefitting of a scholarship (*promovendus/contract*) you need to register the date of the annual meetings in LUCRIS. And after the first year, you can also register the Go/No-go decision.

For an external PhD candidate (*promovendus/buiten*) these meetings should be organized at least once every two years, and also the Go/No-go decision should be made within two years.

For a PhD candidate affiliated at Leiden University (*promovendus*) these meetings will be registered in SAP (but you may also register the Go/No-go decision in LUCRIS).

The GSO may use the reminder functionality to let you know when the first meeting has to be organized.

After the meeting has taken place, please register which meeting it was and when it took place. This can be done via menu “Graduations > Supervision plan”, and by clicking on **Edit** below the corresponding supervision plan:



Select / Deselect all	Most recently edited on top	10   50   100	1 of 2
<input type="checkbox"/>	Overbeeke, Peter, Prof. Upgrade test 29 mei (01/09/2018) <a href="#">Edit</a>		Ongoing
<input type="checkbox"/>	Overbeeke, Peter, Prof. Notification testen 20 juni <a href="#">Edit</a>		For upload of OBP by PhD Student
<input type="checkbox"/>	Overbeeke, Peter, Prof. Testen op 13 juni voor Ceremonie faculty en voor Notifications <a href="#">Edit</a>		Ongoing

In the tab **'Annual meetings and activities'** you can add an **'Annual meeting with supervisor'**, and register the Go/No-go decision:

### Annual meeting with supervisor

For PhD candidates with a scholarship ('promovendus/contract'), an annual meeting with the supervisor has to be organized. For external PhD candidates ('promovendus/buiten'), the meeting should be organized at least once every two years. The supervisor can register these meetings here, by clicking the plus button. The Graduate School officer can fill in a date, to trigger a reminder for the supervisor to plan the first meeting in due time.

**First supervisor meeting has to be organised before:**

**Go/No-go**

The supervisor may register the outcome of the Go/No-go decision. In case of No-go, please also inform the Graduate School.

**Go/No-go decision**

Go       No-go

You may also register when the next meeting should take place.

**Key Information \***

**Meeting Information \***

Name \*

Date \*

Description

**Reminder for next meeting with supervisor**

Name of next meeting

Meeting have to happen latest until

### 4.3 Start of graduation formalities

When the PhD candidate has finished the manuscript, he or she will switch the status of the supervision plan in LUCRIS GSM to 'Request for start of graduation formalities'. The Graduate School Office will check if the candidate meets the requirements to start with the new phase Graduation Formalities.

## 5. The Graduation formalities

In the menu **Graduations** > **Graduation Formalities** you will see all projects where you are a supervisor, co-supervisor or additional supervisor, but you can edit only those projects where you are 'first/main' supervisor (*penvoerend*).

### 5.1 Approval of manuscript

Once the graduation formalities have started you will be notified and asked to register your approval of the manuscript and the outcome of the plagiarism detection. The key user of your institute may support you doing this.

Open the file via the Things to do in your dashboard (See chapter 3 of this manual). Select the tab 'Manuscript and composition Doct. Com.' and register the outcome of the iThenticate plagiarism detection. You may also upload the report from the plagiarism detector by using the folder icon.

#### Plagiarism detection \*

The dissertation has successfully passed a plagiarism detector and in every other respect meets the applicable code of conduct on academic practice.


Yes     Provisionally     No

Notes

The Dean has seen the outcome of the plagiarism check

Yes     No

Plagiarism detector report:

Upload new file 

Scroll down to 'Approval of manuscript' and select the desired option. Please be aware that your approval includes the approval by the Additional- or Co-supervisor(s).

If you wish you may also upload a document by using the folder icon.

#### Approval of manuscript \*

The supervisor approves the manuscript as a dissertation (This includes the approval of the additional supervisor and/or co-supervisor).

Yes     No

An upload of the written approval is not required. If you want to upload a document that is used by your faculty, you can use the upload button below. (In case of a dissertation from the Leiden Law School, please upload the Declaration supervisor approval manuscript form).

Upload new file 

After approving the manuscript, continue with the composition of the Doctorate Committee (5.2).

*In case you don't approve the manuscript, you can go back one step in the workflow. To do that click 'Save & Close', set the status to 'Manuscript not (yet) ready', and click 'Done'. (And tell the PhD candidate what to change.) The PhD candidate then will get a notification.*

## 5.2 Composition of Doctorate Committee

Compose the Doctorate Committee by registering both the members who are affiliated at Leiden University and those working in another organization. For those not working at Leiden University, a new 'person record' may need to be manually created in LUCRIS if you cannot find them in the system. Please check if the external person or the external organization already exist in Converis before doing so.

To register a member of the committee, click the  icon under 'Doctorate Committee members'

### Doctorate Committee members

To compose the Doctorate Committee please register the names and affiliations of the Leiden and non-Leiden members below and click on the 'Save' button. The Graduate School office of your faculty will then check the composition of the Doctorate Committee and submit your request to the Dean. This action serves as appendix 5a of Leiden University PhD regulations.

If your faculty requests it you can upload a list of the publications of an individual member at the bottom of this section.

#### Chairman







#### Secretary





#### Other members




You can search for a person by writing his/her last name:



Search results for **schaerlig**


	Schärlig, Sylvie, Drs. - Bibliotheekprocesondersteuning (20030658)
	SchärligTest, Sylvie - University College London




The persons working at Leiden University can be recognized by the number shown after the name of their institute. External persons (without such a number) can also be selected to become a member of the doctorate committee.

If you have found the person you were searching for, click the  icon to register him/her as a member of the doctorate committee.

If you have not found the person and he/she is working at Leiden University please check if he/she has been registered with a different name in SAP. If the person is from an external organization and cannot be found in the system, please follow the following steps to create a new record for this person:



### 5.3 Creating a new external person

Click the white  icon at the right side of the field:


Now you are in the **New Person** form. Here you can register information about the external person. **Note:** the fields with an \* are mandatory.

## New Person

 Not Publicly Visible  Active

**Key Information \*** Preferred information Research Profile


**Key information \***

**Salutation**  
 


**Title before name**

**Title after name**

**Formal name \***  
This is the complete name of the person, for example: A.B. Jansen

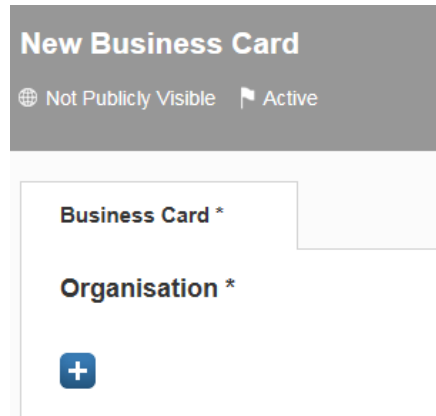
After filling out the above information, you have to link the external person to an organisation. To do so, click on the white  icon under 'Business Cards / Organisational Affiliations':

### Business Cards / Organisational Affiliations

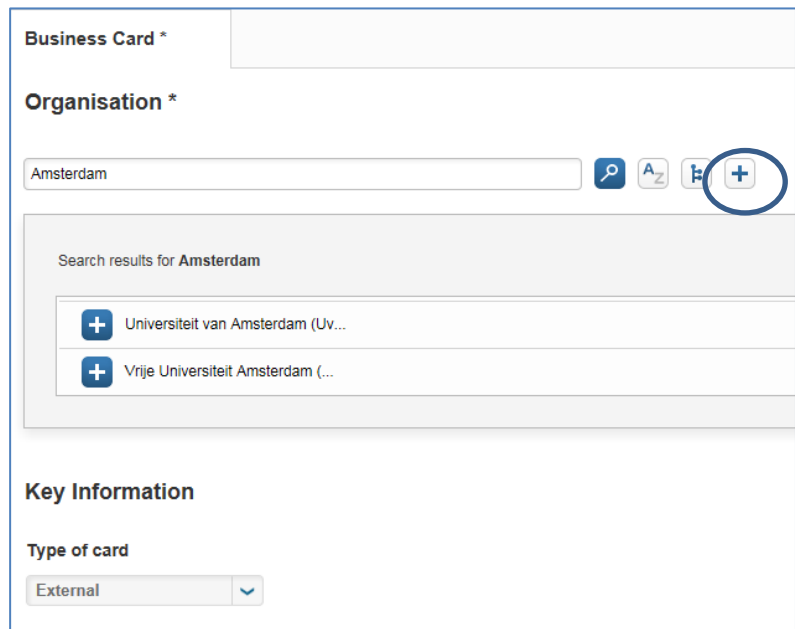




In the form **New Business Card** click on the blue [+] icon to search if the organization you wish to register already exists in the database.



Only if the concerning organization is not found in the list, you can add it by clicking the white [+] icon.



After you have chosen or added the organization, click **Done**, and then, in the pop-up **Set status**, click **Done** again. Then it should look like this:

#### Business Cards / Organisational Affiliations

	Organisation	Function	Status	
1	Vrije Universiteit Amsterdam (...)		Active	 
				

Now you are in the 'New Person' form again. In the second tab (**Preferred information**) you can register the e-mail address of the person. The third tab (**Research Profile**) is not relevant for external persons.

Click **Done**, and in the pop-up **Set status**, click **Done** again. Now the external person has been added as member of the Doctorate Committee to the Graduation formality.

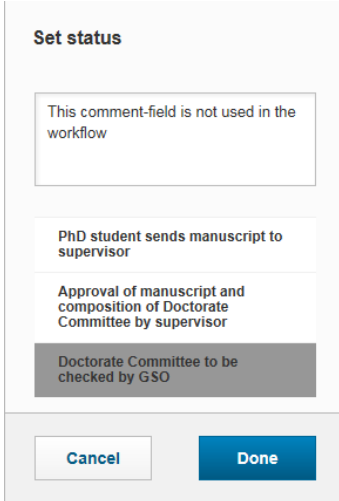
If your faculty requests a list of publications, you can upload a list of an individual member at the bottom of this section.

#### Lists of publications:

Please use this button, if you wish to upload a list of publications (following art. 19, lic



When finished, click '**Save & Close**'. Set the status on 'Doctorate Committee to be checked by GSO', and click '**Done**'. The GSO will then submit the list to the Dean.



**Set status**

This comment-field is not used in the workflow

PhD student sends manuscript to supervisor

Approval of manuscript and composition of Doctorate Committee by supervisor

Doctorate Committee to be checked by GSO

Cancel Done

## 5.4 Assessment by Doctorate Committee

When the dean has approved the composition of the Doctorate Committee you will be notified via a notification and a 'Thing to do' message on the dashboard. You do not need to do anything in LUCRIS at this point. The Doctorate Committee will assess the dissertation and the Doctorate Committee's secretary will register the outcome in LUCRIS GSM.

However, there is one thing that the supervisor can do in this status: registering a cum laude proposal, if applicable. To do so, you have to go the tab **Assessment by Doctorate Committee** and scroll down. After uploading a proposal, click 'Save'.

#### Cum laude regulations

In case a cum laude procedure is started, please upload proposal and comments below.

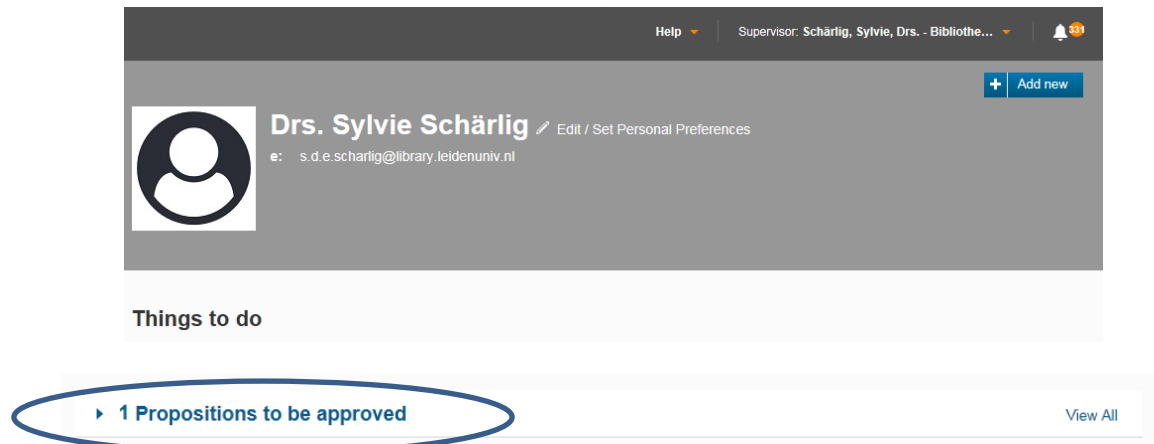
Proposal and comments on a possible cum laude predicate:



## 5.5 Approval of propositions


When the dean has confirmed that the PhD candidate is allowed to do his/her defence, the candidate will upload the non-scientific parts and the propositions. You will be notified via a notification and a 'Thing to do' message on the dashboard of LUCRIS.

Use the **Thing to do** on your dashboard: Click on the message to see the project title.



The screenshot shows the user profile for 'Drs. Sylvie Schärliig' with an email address 's.d.e.scharlig@library.leidenuniv.nl'. Below the profile is a 'Things to do' section containing a notification: '1 Propositions to be approved' with a 'View All' link.

Click on the project title to directly access the page in the system:



The screenshot shows a list of propositions with the title 'Schärliig, Sylvie, Drs.: Testing on Friday 13th' circled in blue. Below the title, it says 'Last edited by Sylvie Schärliig on 17/04/2018 at 3:05 PM'.

Open the tab 'More', then click the tab 'Dissertation':



The screenshot shows a table with tabs: 'Key information \*', 'Assessment by Doctorate Committee', 'Admission to public defense', and 'More ^'. The 'More' dropdown menu is open, showing 'Dissertation' circled in blue, 'Opposition committee', and 'Hora est'.

Name	Internal / External	Affiliation
Mw. Drs. S.D.E. Schärliig	Internal	Bibliotheekproc

Scroll down in the 'Dissertation' tab, where you can find and download the propositions. Click the desired option under 'Approval by supervisor':

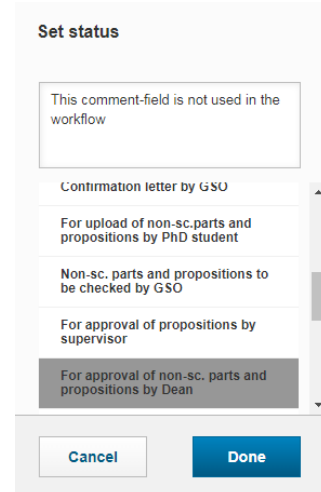
### Approval by supervisor

The supervisor can approve the propositions here (this includes the approval of the additional supervisor and/or co-supervisor). After the approval, click on 'Save & close' and set the status to 'For approval by Dean'. The Dean of your faculty will be notified of this.

Yes  No

When finished, click **'Save & Close'**, select the status 'For approval of non-scientific parts and propositions by dean' and click **'Done'**.

If you do not approve the propositions, select the status 'For upload of non-scientific parts and propositions by PhD candidate' and inform the candidate about your comments.



**Set status**

This comment-field is not used in the workflow

Confirmation letter by GSO

For upload of non-sc.parts and propositions by PhD student

Non-sc. parts and propositions to be checked by GSO

For approval of propositions by supervisor

**For approval of non-sc. parts and propositions by Dean**

Cancel Done

## 5.6 Composition of Examining Committee



When the dean has approved the non-scientific parts and propositions, you will be notified via a notification and a 'Thing to do' message that you have to compose the Examining Committee.

Go to the edit page of the Graduation formality, open the tab 'More', and click the tab 'Examining Committee'. You will see that the persons from the Doctorate Committee are already copied to the Examining Committee (possibly except for the newly created external members).

If necessary you can delete or add members to the Examining Committee, just as you did earlier for the Doctorate Committee (see paragraph 5.1). External persons that were already created for the Doctorate Committee can be added by searching the name:




### Opposition committee members

#### Secretary


Name	Gender	Internal / External	Affiliation	
Dhr. Drs. O. Veltink	Male	Internal	Bibliotheekprocesondersteuning (Universitaire Biblio...)	 

#### Other members

Name	Gender	Internal / External	Affiliation	
Dhr. Drs. O. Veltink	Male	Internal	Bibliotheekprocesondersteuning (Universitaire Biblio...)	 
A. Abcd	Male	External	Universiteit Utrecht (UU)	  
A. Bcdef	Male	External	Universiteit Utrecht (UU)	  

kandinsky   

Search results for kandinsky

 kandinsky, Wassily - Vrije Universiteit Amsterdam (VU)

When finished, click **'Save & Close'**, select the status 'Examining Committee to be checked by GSO' and click **'Done'**. The Graduate School office of your faculty will then check the composition of the Examining Committee and submit your request to the Dean.