



# Monitoring the National Implementation of EOSC and Open Science

Gareth O'Neill  
CWTS Seminar  
29 November 2024

[@gtoneill](https://twitter.com/gtoneill)  
[gareth.oneill@technopolis-group.com](mailto:gareth.oneill@technopolis-group.com)

# Developing EOSC in EOSC Future



**Project Information**

**EOSC Future**  
Grant agreement ID: 101017536

[Project website](#)

**DOI**  
[10.3030/101017536](https://doi.org/10.3030/101017536)

**Project closed**

**EC signature date**  
5 July 2021

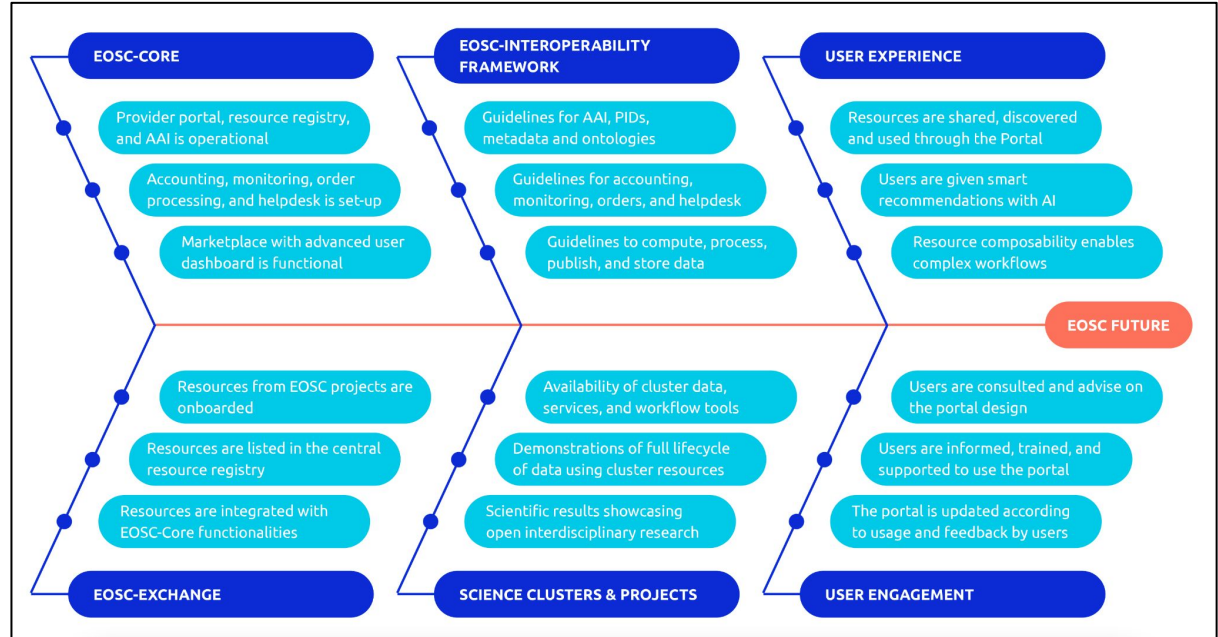


**Start date**  
1 April 2021

**End date**  
31 March 2024

**Funded under**  
EXCELLENT SCIENCE - Research Infrastructures

**Total cost**  
€ 42 077 088,84

**EU contribution**  
€ 40 877 088,83



[EOSC Future Website](#) | [EOSC Future on CORDIS](#)

# Building the EOSC Observatory



EOSC Association

EOSC Steering Board

eosc OBSERVATORY

## Monitoring the European Open Science Cloud (EOSC)

The EOSC Observatory is a [policy intelligence tool](#) being developed by the EOSC Future project for monitoring policies, practices, and impacts related to the European Open Science Cloud (EOSC). It will support the EOSC community in tracking the implementation of EOSC and the policy makers in developing actionable policies.

[Introduction to EOSC Observatory](#) | [EOSC Observatory](#)

@gtoneill  
gareth.oneill@technopolis-group.com

# EOSC Monitoring Ecosystem



Tripartite Collaboration | Monitoring and Reporting on EOSC

# EOSC Monitoring Framework



	Policies	Practices
<b>Publications</b>		
<b>Data</b>	Countries with a National Policy	Countries with National Monitoring
<b>Software</b>		
<b>Services</b>	Countries with a Financial Strategy	Countries with Use Case
<b>Infrastructure</b>	Country RPOs with a Policy	Country Investments
<b>Skills/Training</b>		
<b>Assessment</b>	Country RFOs with a Policy	Country Outputs
<b>Engagement</b>		

Monitoring Framework for National Contributions to EOSC

# Example Indicators for Open Access



- Policy indicators for open access to publications:
  - Countries with a national policy on open access
  - Countries with a financial strategy on open access
  - Country RPOs with a policy on open access
  - Country RFOs with a policy on open access

# Example Indicators for Open Access



- Practice indicators for open access to publications:
  - Countries with a national monitoring on open access
  - Country use cases on open access
  - Country investments in open access
  - Country publications in open access

# Surveys 2021 + 2022 + 2023



## Survey: National EOOSC-supporting policies and investments

### Introduction

This document contains a short list of questions for the monitoring of investments and policies and their impact on EOOSC readiness. These questions will be asked to the EOOSC Steering Board members, i.e. to the representatives of the EU member states and associated countries in the EOOSC governance. The survey questions have been developed by the EOOSC Steering Board's subgroup-A. The purpose of this document is to show what questions are going to be asked, and what information is intended to be gathered through this survey.

### Recalling the objectives of the EOOSC Steering Board Subgroup-A

- A.) Benchmarking of activities on international, national, regional, and institutional level
1. developing and implementing policies and supporting EOOSC-ready infrastructures and initiatives; and
  2. providing contributions/investments and financing of EOOSC relevant policies, infrastructures, and initiatives.
- B.) Monitor the benefits of MS/AC policies to the whole EOOSC and the benefits of EOOSC to the national research communities.

### In this context, the goals are to

Understand what contributions will be made by MS/AC to further develop EOOSC, in synergy with the implementation of the SRIA on a European level, and reach a collective understanding on how to assess these contributions, building on the experience acquired by the Member States when communicating ex-ante commitments in response to Commissioner Gabriel's invitation in July 2020.

Evaluate how MS/AC support their organisations nationally, what are their data-related policies and financing mechanisms? What do MS/AC do on country level to advance FAIR and EOOSC? Evaluate how national funding (other than from members of the EOOSC Association) complements the contributions provided by the Association members; and Work together with the EOOSC Association, and liaise with the EC, so that the benchmarking and monitoring is strategic, fit for its purpose of an overall coordination of the implementation and operationalisation of the EOOSC ecosystem in line with the SRIA priorities, and without duplication.

1

## Survey on National Contributions to EOOSC 2022

*This is the survey on National Contributions to EOOSC 2022. The survey is aimed at the EOOSC Steering Board whose members are representatives of Member States and Associated Countries in the EOOSC Governance. The survey consists of questions for monitoring policies and practices for EOOSC and Open Science at national level in Europe. The survey is divided into four sections: General; Policies; Practices; Feedback. The sections on policies and practices are further divided into eight categories that are relevant for EOOSC and Open Science: Publications; Data; Software; Services; Infrastructure; Skills Training; Assessment; Engagement. The survey will be conducted annually until Open Science has become the new normal in Europe and the results will be published in the EOOSC Observatory (<https://eooscoobservatory.eu>) and EOOSC Observatory Zenodo Community (<https://zenodo.org/communities/eooscoobservatory/>). It should be noted that the national contributions may where applicable include policies and practices at regional level.*

Definitions of key terms can be found in Appendix A

### General

1. How many researchers were employed in your country in 2021 in full-time equivalents?

Data to be extracted from Eurostat

- 1.1. Do you agree with the number of researchers in full-time equivalents collected from Eurostat?

- Yes  
 No

- 1.1.1. Please provide the correct number of researchers in full-time equivalents

e.g. 1611

- 1.2. Please clarify your response if relevant

2. How many research performing organisations are there in your country?

e.g. 1611

- 2.1. Please clarify your response if relevant

3. How many research funding organisations are there in your country?

e.g. 1611

- 3.1. Please clarify your response if relevant

1 of 31

## Survey on National Contributions to EOOSC and Open Science 2023

*This survey consists of questions for monitoring policies and practices for EOOSC and Open Science at national (and/or regional, where applicable) level in Europe. The survey is divided into four sections: Policies; Practices; General; Feedback. The sections on policies and practices are further divided into eight categories that are relevant for EOOSC and Open Science: Publications; Data; Software; Services; Infrastructure; Skills Training; Assessment; Engagement. The data collected through the survey will be published in the EOOSC Observatory and EOOSC Observatory Zenodo Community.*

Definitions of key terms can be found in Appendix A

### Policies

#### Publications

1. Does your country have a national policy on open access to publications?

- Yes  
 No

- 1.1. Is this policy mandatory?

- Yes  
 No

- 1.2. Is information on this policy available publicly on the web?

- Yes  
 No

- 1.2.1. Please provide links to the relevant webpages

- 1.3. Is there a specific policy on immediate open access to publications?

- Yes  
 No

- 1.3.1. Is this policy mandatory?

- Yes  
 No

- 1.3.2. Is information on this policy available publicly on the web?

- Yes  
 No

- 1.3.2.1. Please provide links to the relevant webpages

1 of 34

Survey 2021 | Survey 2022 | Survey 2023

@gtoneill  
gareth.oneill@technopolis-group.com

08



# Surveys 2022 + 2023 Respondents



Group		Country	Survey 2022	Survey 2023
EU (27)	Non-widening (12)	Austria	Yes	Yes
		Belgium	No	Yes
		Denmark	Yes	Yes
		Finland	Yes	Yes
		France	Yes	Yes
		Germany	Yes	Yes
		Italy	No	Yes
		Luxembourg	Yes	Yes
		Netherlands	Yes	Yes
		Republic of Ireland	Yes	Yes
		Spain	Yes	Yes
		Sweden	Yes	Yes

All Reports and Data in EOSC Observatory Zenodo Community

@gtoneill  
gareth.oneill@technopolis-group.com

# Surveys 2022 + 2023 Respondents



Group		Country	Survey 2022	Survey 2023
EU (27)	Widening (15)	Bulgaria	Yes	Yes
		Croatia	Yes	Yes
		Cyprus	Yes	Yes
		Czech Republic	Yes	Yes
		Estonia	Yes	No
		Greece	Yes	Yes
		Hungary	Yes	No
		Latvia	Yes	Yes
		Lithuania	Yes	Yes
		Malta	Yes	Yes
		Poland	Yes	Yes
		Portugal	Yes	Yes
		Romania	No	No
		Slovakia	Yes	Yes
		Slovenia	Yes	Yes

# Surveys 2022 + 2023 Respondents



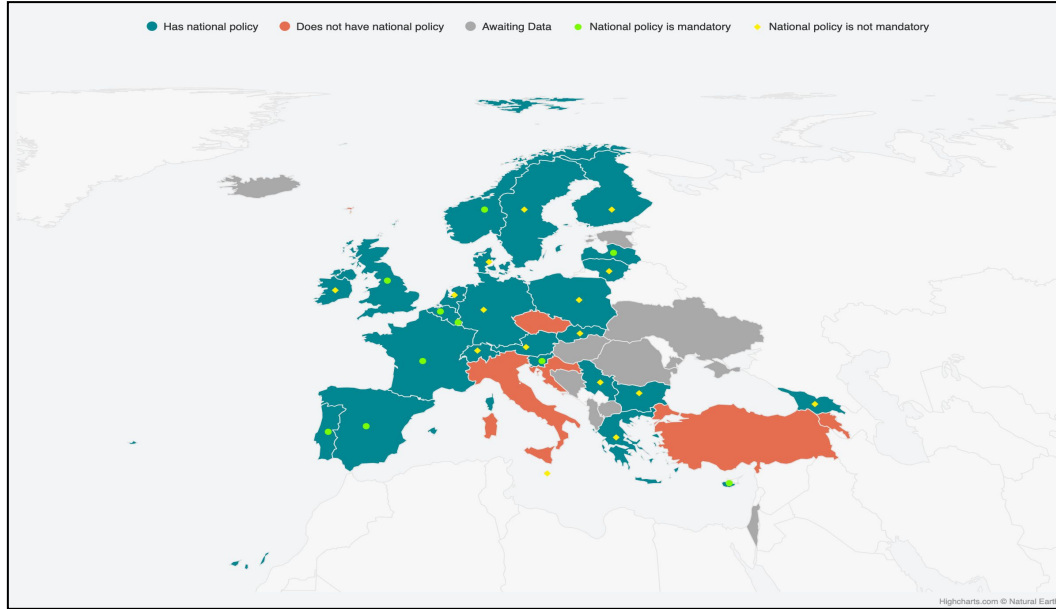
Group	Country	Survey 2022	Survey 2023
Non-EU	Armenia	Yes	Yes
	Bosnia and Herzegovina	Yes	No
	Faroe Islands	No	Yes
	Georgia	Yes	Yes
	Norway	Yes	Yes
	Serbia	Yes	Yes
	Switzerland	Yes	Yes
	Turkey	Yes	Yes
	Ukraine	Yes	No
	United Kingdom	No	Yes

# Survey 2023 Results



81% (26/32)  
have a policy

39% (10/26)  
are mandatory



Countries with a National Policy on Open Access

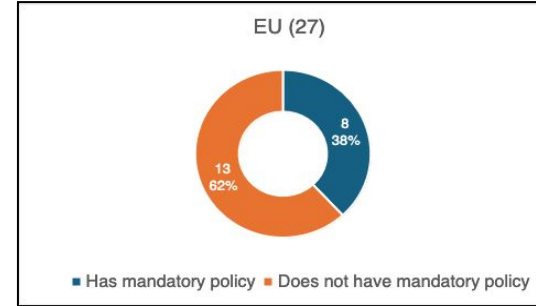
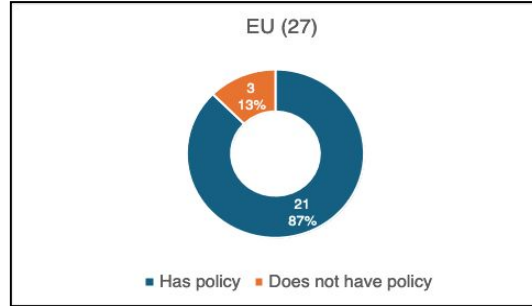
@gtoneill  
gareth.oneill@technopolis-group.com

# Survey 2023 Results



87% (21/24)  
have a policy

38% (8/21)  
are mandatory

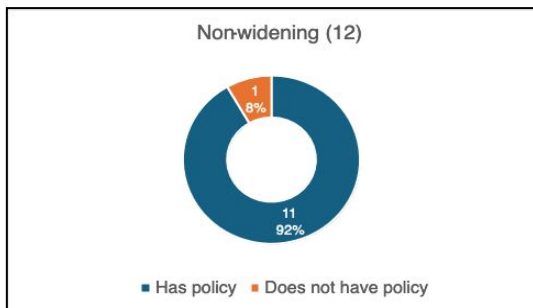


EU Countries with a National Policy on Open Access

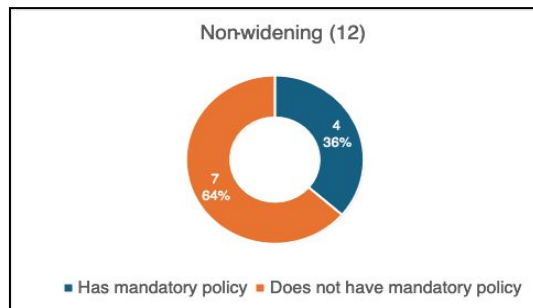
# Survey 2023 Results



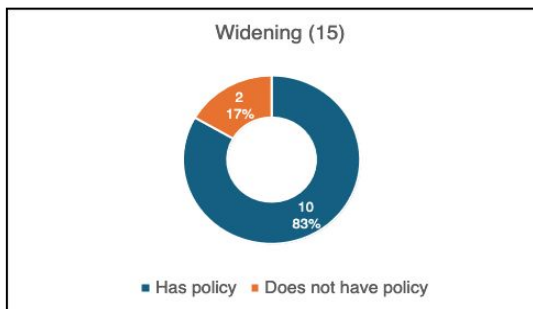
92% (11/12)  
have a policy



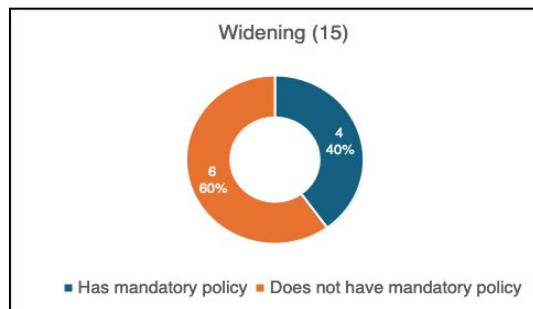
36% (4/11)  
are mandatory



83% (10/12)  
have a policy



40% (4/10)  
are mandatory



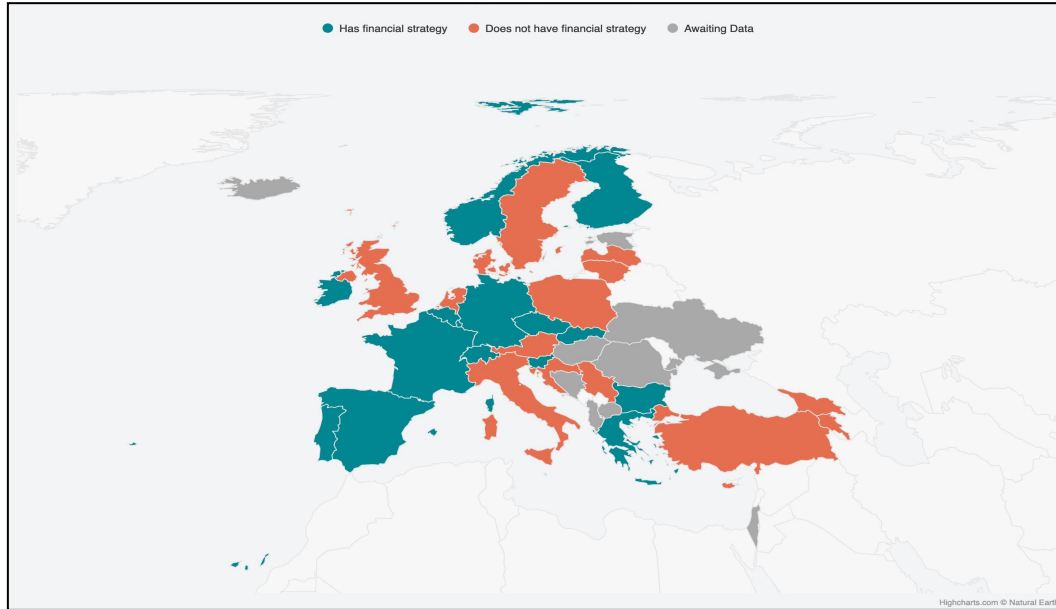
Non-widening and Widening Countries with a National Policy on Open Access

@gtoneill  
gareth.oneill@technopolis-group.com

# Survey 2023 Results



47% (15/32)  
have a strategy



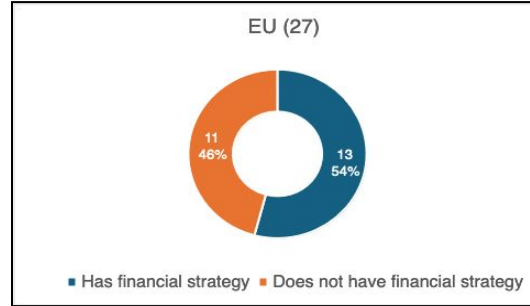
Countries with a Financial Strategy on Open Access

@gtoneill  
gareth.oneill@technopolis-group.com

# Survey 2023 Results



54% (13/24)  
have a strategy

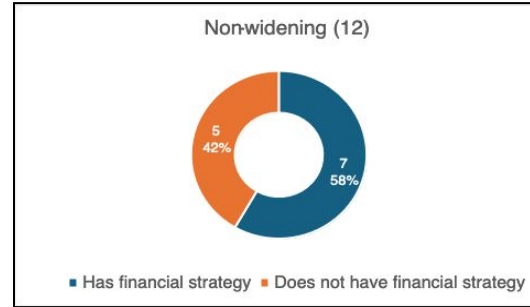


EU Countries with a Financial Strategy on Open Access

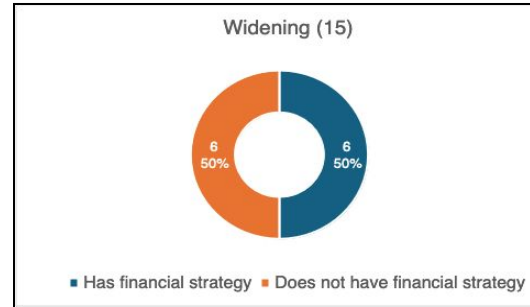


# Survey 2023 Results

58% (7/12)  
have a strategy



50% (6/12)  
have a strategy

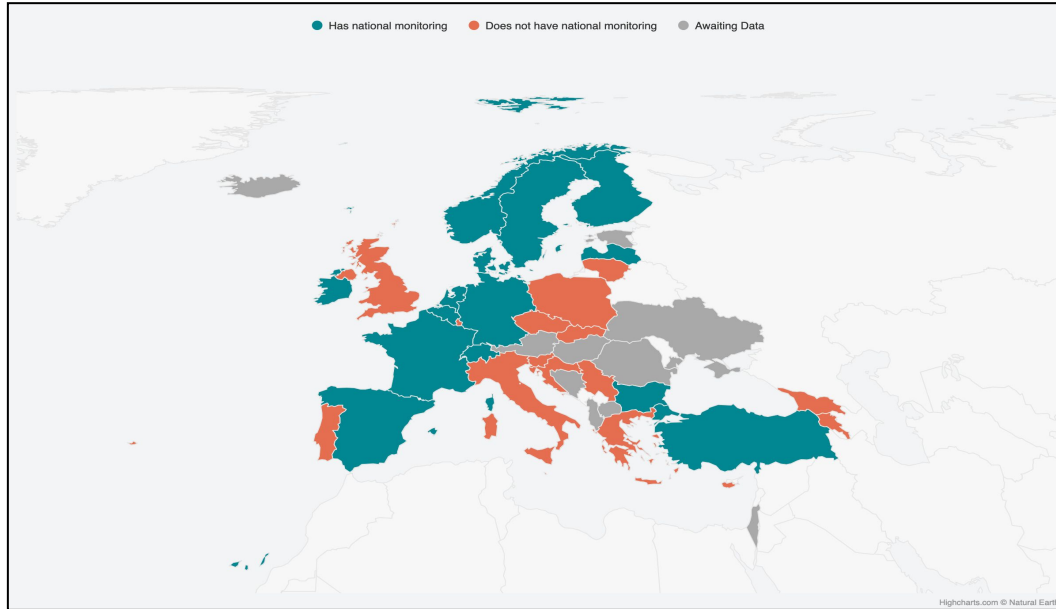


Non-widening and Widening Countries with a Financial Strategy on Open Access

# Survey 2023 Results



47% (15/32)  
have a monitoring

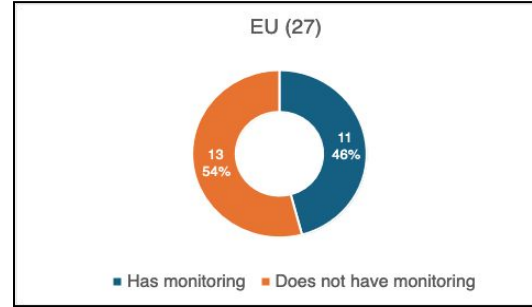


Countries with a National Monitoring on Open Access

@gtoneill  
gareth.oneill@technopolis-group.com

# Survey 2023 Results

46% (11/24)  
have a monitoring

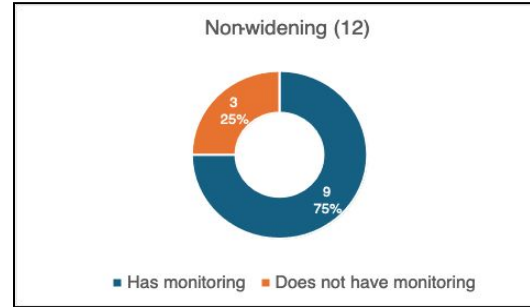


EU Countries with a National Monitoring on Open Access

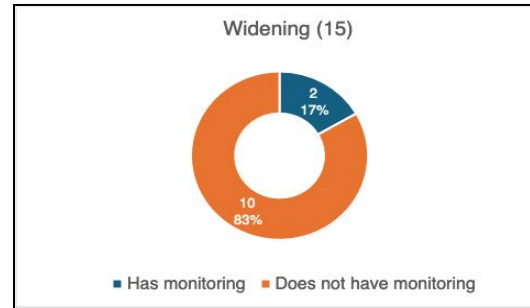
# Survey 2023 Results



75% (9/12)  
have a monitoring



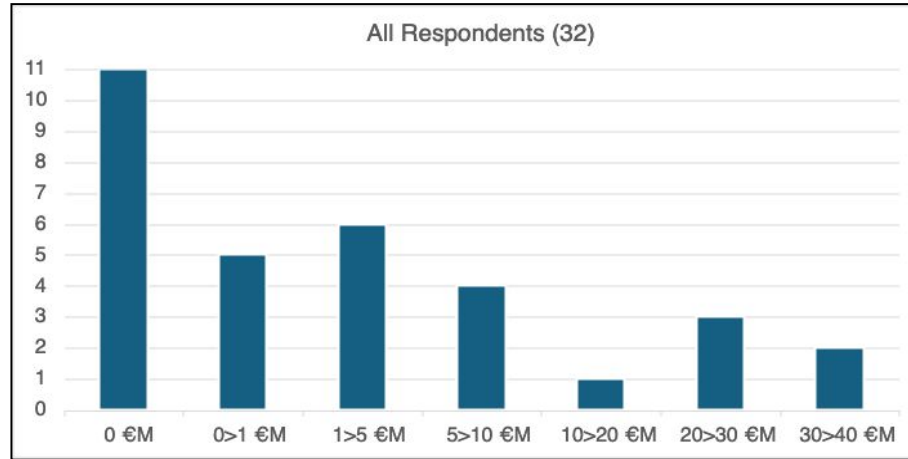
17% (2/15)  
have a monitoring



Non-widening and Widening Countries with a National Monitoring on Open Access

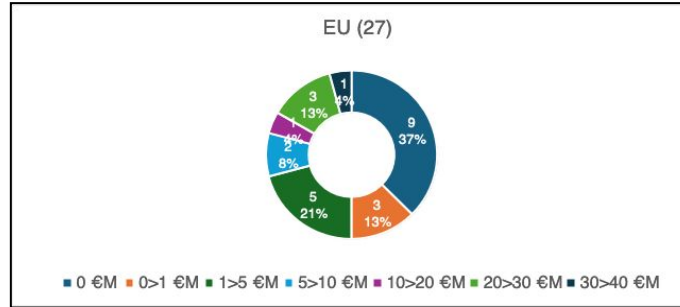
@gtoneill  
gareth.oneill@technopolis-group.com

# Survey 2023 Results



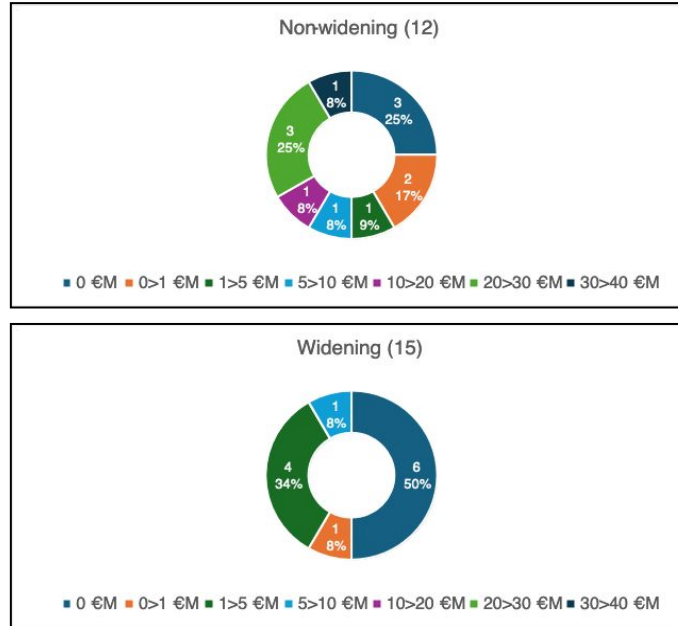
Countries with National Investments in Open Access

# Survey 2023 Results



EU Countries with National Investments in Open Access

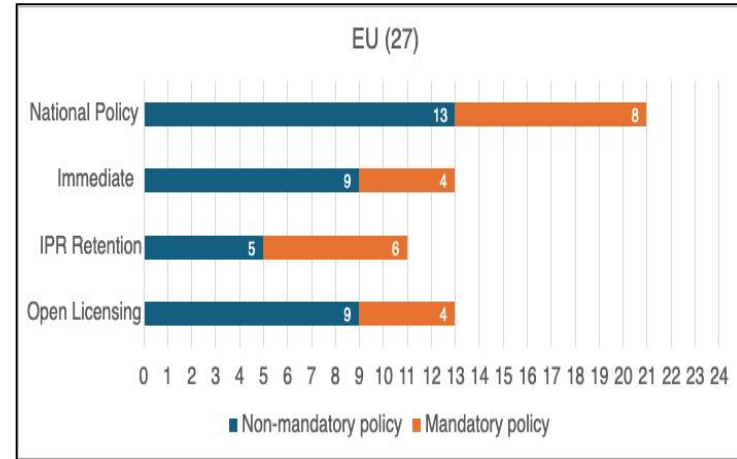
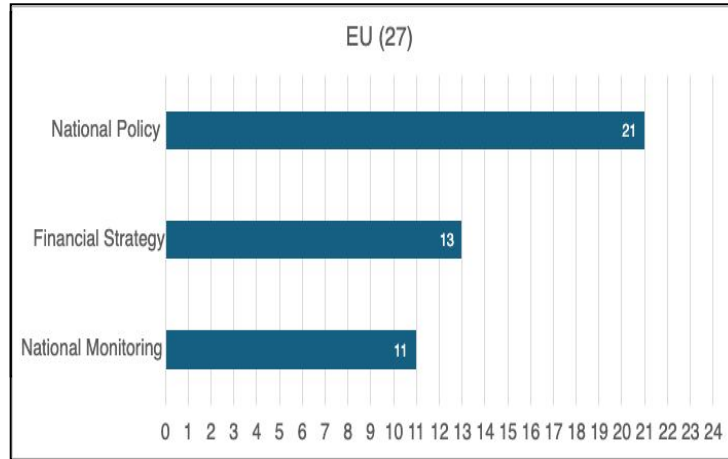
# Survey 2023 Results



Non-widening and Widening Countries with National Investments in Open Access

@gtoneill  
gareth.oneill@technopolis-group.com

# Survey 2023 Results



Overview of Policies and Practices on Open Access in EU Countries



# Next Steps



EOSC Track

@gtoneill  
gareth.oneill@technopolis-group.com



thank you!

@gtoneill  
gareth.oneill@technopolis-group.com